

WIND

WINDOW FANS

Features



- Window mounting
- Low-noise impeller
- Easy maintenance
- Ball bearing motor
- Continuous operation
- Automatic shutters
- 5 year warranty



Air flow:
up to 295 m³/h
82 l/s



Power:
from 22 W
SFP:
from 0.32 W/l/s



Noise level:
from 35 dBA



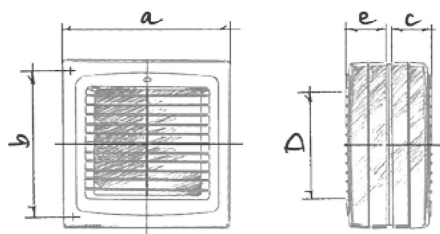
Options



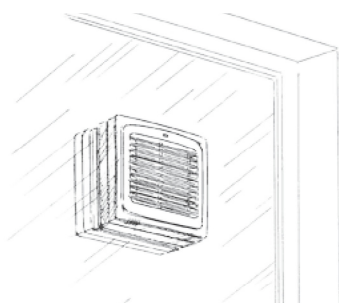
Model	Wind 125/150					
Option	S	T	ST	H	SH	IR
Pull-cord switch	•		•		•	
Timer		•	•	•	•	•
Humidity sensor				•	•	
Motion sensor						•

- Turn-off delay adjustable from 2 to 30 min.
- Humidity setpoint adjustable from 60 % up to 90 %.
- Detection range from 1 up to 4 m.
- Detection angle up to 100°.

Overall dimensions and mounting

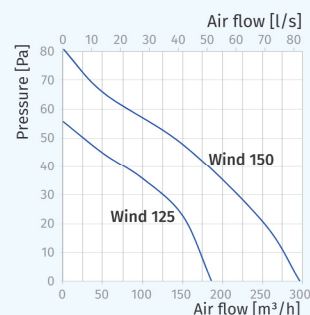


Dimensions [mm]	a	b	e	c	D
Wind 125	186	173	60	53	125
Wind 150	210	195	66	60	150



Technical data

Model	Wind 125	Wind 150
Voltage [V/Hz]	220-240/50	220-240/50
Power [W]	22	26
Current [A]	0.1	0.13
RPM [min ⁻¹]	2400	2400
Air flow [m ³ /h (l/s)]	185 (51)	295 (82)
SFP [W/l/s]	0.43	0.32
Noise level [dBA]	35	41



Designation key

Wind	125	ST
Model	Spigot diameter	Option

Accessories

Speed controllers



CDT E1.8

MCD 60/0.3